

SERIE

E

CILINDRO COMPATTO GUIDATO
GUIDED COMPACT CYLINDER

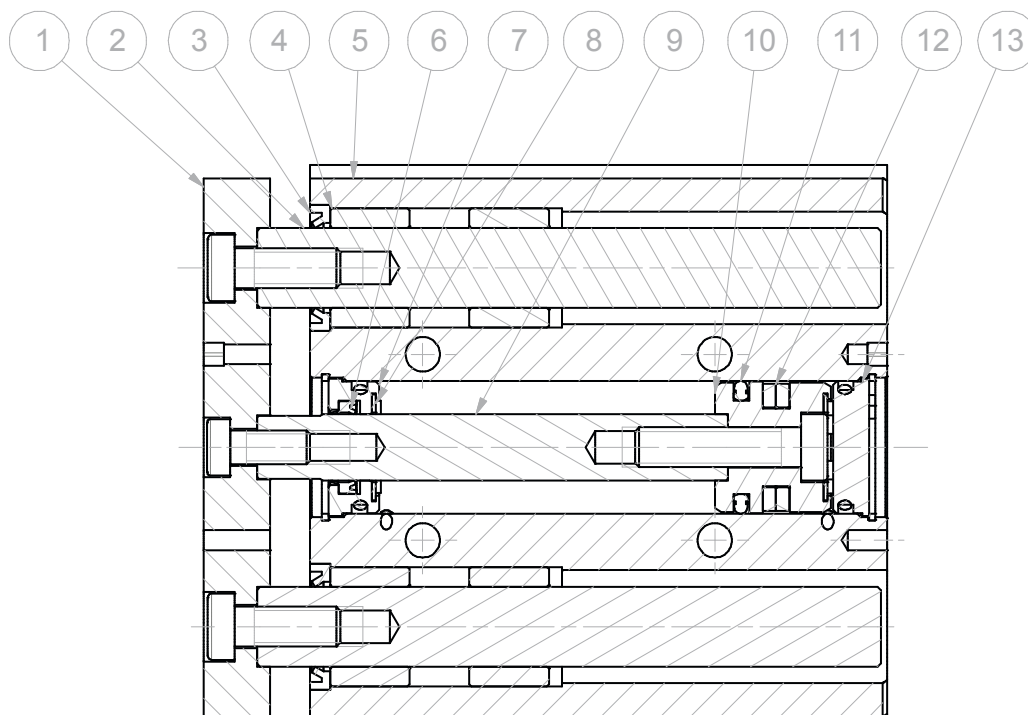

ARTEC[®]
PNEUMATIC COMPONENTS

CARATTERISTICHE TECNICHE - TECHNICAL CHARACTERISTICS

| | |
|---|---|
| Pressione di esercizio <i>Working pressure</i> | 1 ÷ 10 bar (doppio effetto - <i>double acting</i>) |
| Temperatura di esercizio <i>Working temperature</i> | 0 ÷ +80°C (-20°C con aria secca - <i>with dry air</i>) |
| Versioni - Versions | doppio effetto - <i>double acting</i> |
| Alesaggi - Bores | ∅ 16 - 20 - 25 - 32 - 40 - 50 - 63 |
| Corse - Strokes | vedere tabelle corse standard - <i>see standard stroke tables</i> |
| Fluido - Fluid | aria compressa filtrata, non lubrificata - <i>compressed filtered, non lubricated air</i> |

CARATTERISTICHE COSTRUTTIVE - CONSTRUCTIVE CHARACTERISTICS

| | |
|--|---|
| ① Piastra - Plate | acciaio nichelato - <i>nickel steel</i> |
| ② Stelo di Guida - Guide Rod | acciaio C45 cromato - <i>C45 chromed steel</i> |
| ③ Raschiatore - Wiper | NBR |
| ④ Boccola - Bush | bronzo sinterizzato - <i>sintered bronze</i> |
| ⑤ Corpo - Body | alluminio anodizzato - <i>anodized aluminum</i> |
| ⑥ Guarnizione stelo - Rod Seal | poliuretano - <i>polyurethane</i> |
| ⑦ Testa Anteriore - Front Cover | alluminio anodizzato - <i>anodized aluminum</i> |
| ⑧ Paracolpo - Bumper | NBR |
| ⑨ Stelo - Rod | acciaio C45 cromato - <i>C45 chromed steel</i> |
| ⑩ Pistone - Piston | alluminio - <i>aluminum</i> |
| ⑪ Guarnizione Pistone - Piston Seal | NBR |
| ⑫ Magnete - Magnet | plastroferrite |
| ⑬ Testa posteriore - Rear Cover | alluminio anodizzato - <i>anodized aluminum</i> |



CHIAVE DI CODIFICA

KEY CODE

| | | | | | | | | | | | | |
|----------|----------|----------|---|----------|----------|--|----------|----------|---|----------|----------|----------|
| E | D | M | 0 | 5 | 0 | . | 0 | 3 | 0 | . | G | S |
| | | | ALESAGGIO - BORE (Ø) | | | CORSA - STROKE (mm) | | | OPZIONE - OPTION | | | |
| | | | 016 - 020 - 025 - 032 040 - 050 - 063 | | | vedere tabelle corse std see std stroke table | | | senza ammortizzo pneumatico without pneumatic cushioning | | | |
| | | | VERSIONE - VERSION | | | | | | .W con ammortizzo pneumatico with pneumatic cushioning | | | |
| | | | con boccole in bronzo with bronze bush | | | | | | | | | |
| | | | S con cuscinetti a ricircolo di sfere with recirculating ball bearings | | | | | | | | | |
| | | | VERSIONE - VERSION | | | | | | GUARNIZIONI - SEALS | | | |
| | | | M magnetico magnetic | | | | | | GS guarnizioni standard standard seals | | | |
| | | | non magnetico non-magnetic | | | | | | | | | |
| | | | VERSIONE - VERSION | | | | | | | | | |
| | | | D doppio effetto double acting | | | | | | | | | |
| | | | SERIE - SERIES | | | | | | | | | |
| | | | E tubo profilato con cave per sensori profile tube with slots for sensors | | | | | | | | | |

SERIE

E

ESECUZIONI A RICHIESTA - ON REQUEST

Doppia piastra - Double plate

Stelo prolungato (FB) - Extended rod (FB)

ATEX II 2GD c T4

FORZE TEORICHE DI TRAZIONE (P=6bar)

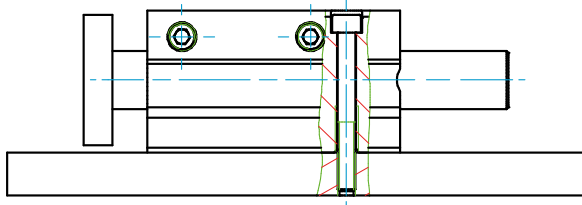
THEORETICAL FORCES OF TRACTION (P=6bar)

| | | Ø | 016 | 020 | 025 | 032 | 040 | 050 | 063 |
|------------|-------------------|-----|-----|-----|-----|-----|-----|------|------|
| EDM | SPINTA THRUST | [N] | 121 | 188 | 295 | 483 | 754 | 1178 | 1870 |
| | TRAZIONE TRACTION | [N] | 90 | 141 | 247 | 415 | 686 | 1057 | 1750 |

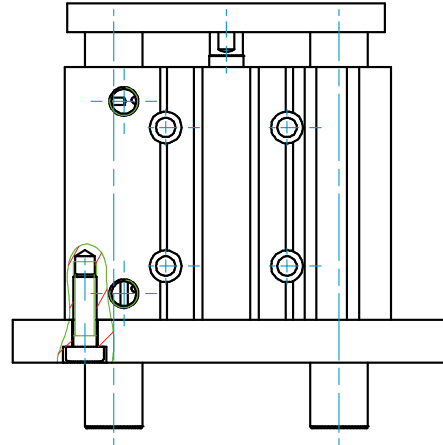
ESEMPI DI FISSAGGIO

FIXING EXAMPLE

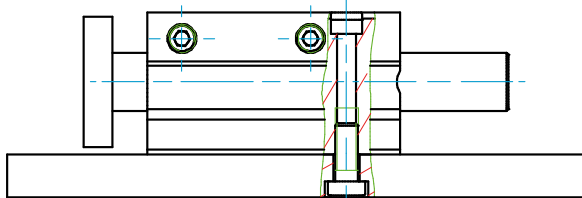
MONTAGGIO SUPERIORE
TOP MOUNTING



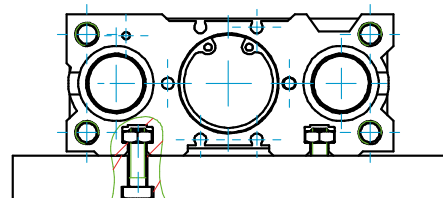
MONTAGGIO INFERIORE
BOTTOM MOUNTING



MONTAGGIO LATERALE
SIDE MOUNTING



MONTAGGIO TRAMITE DADO NELLA CAVA A "T"
NUT INSIDE T-SLOT MOUNTING



!!! Il fissaggio deve avvenire mediante viti amagnetiche
!!! The fixing must be with non-magnetic screws

SERIE

E

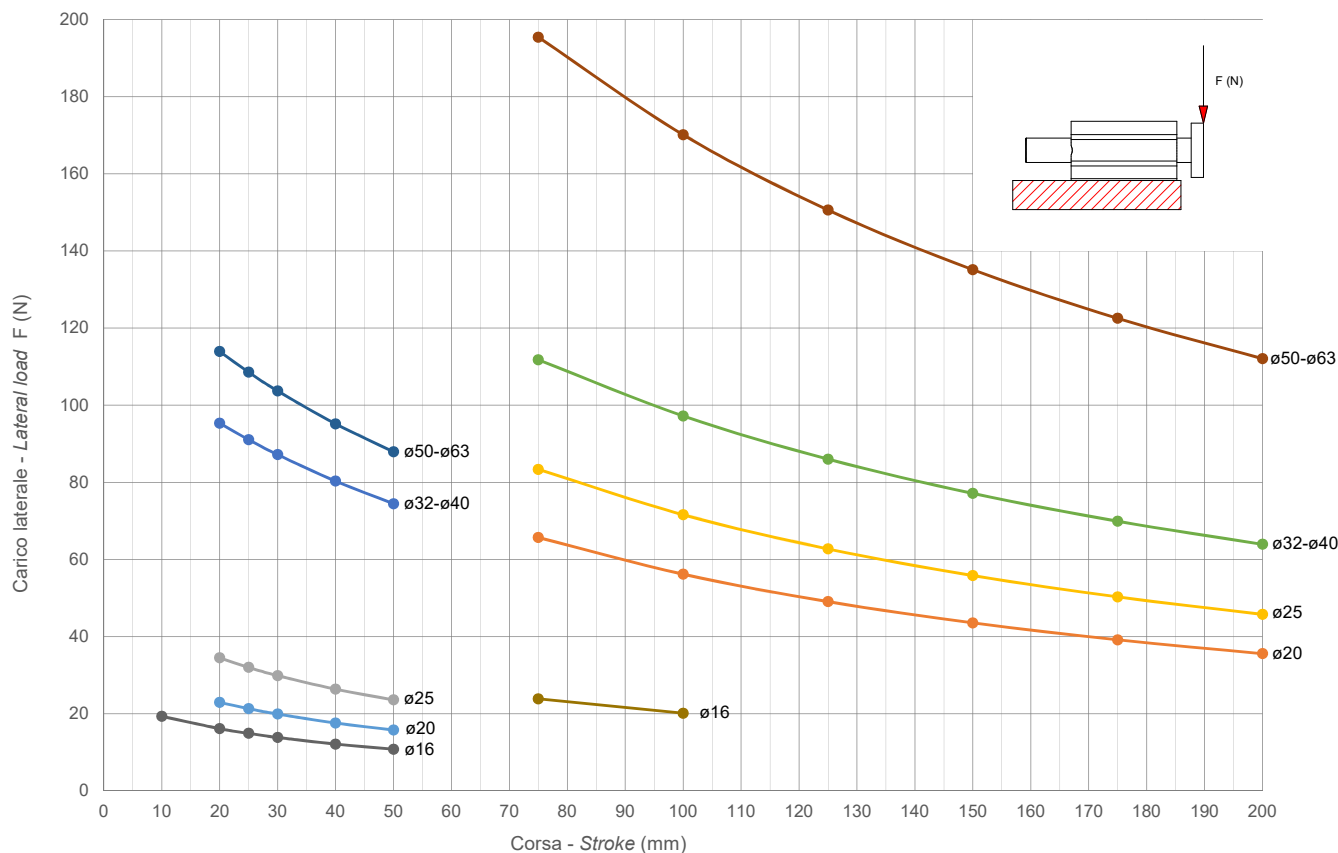
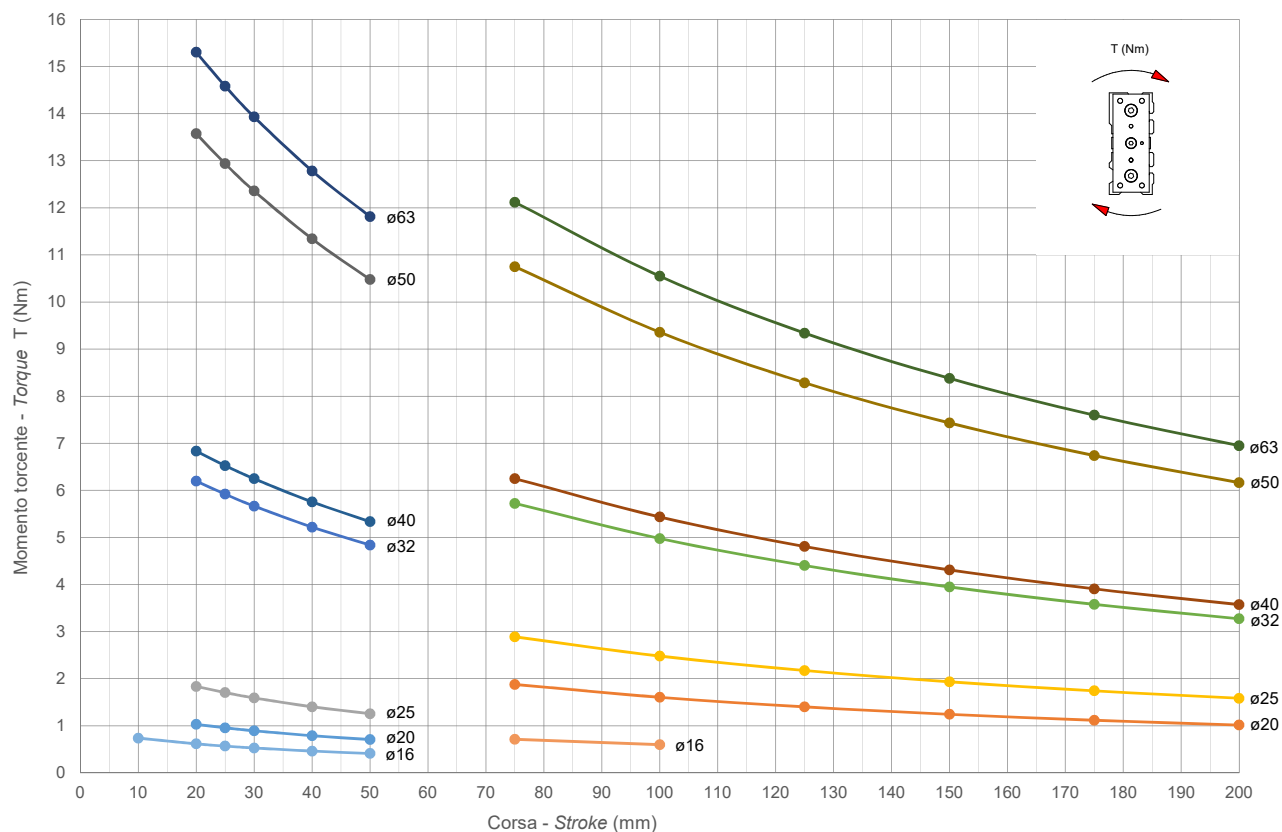
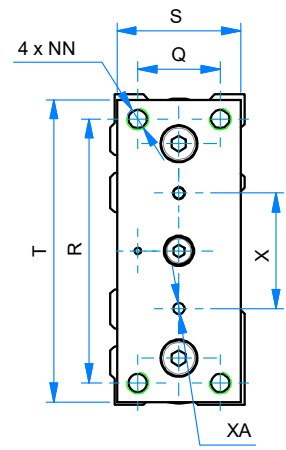
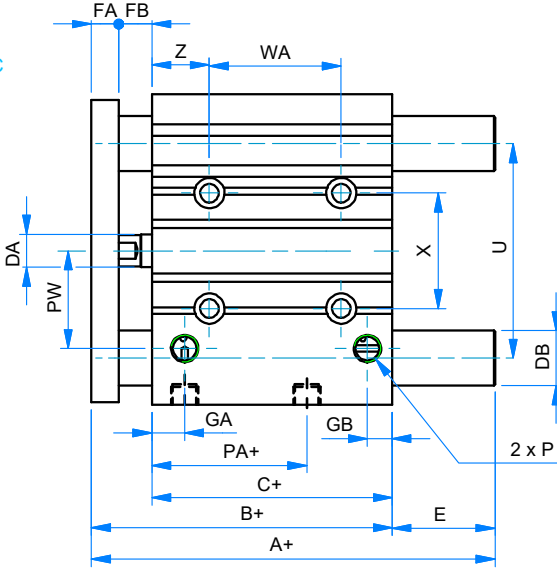
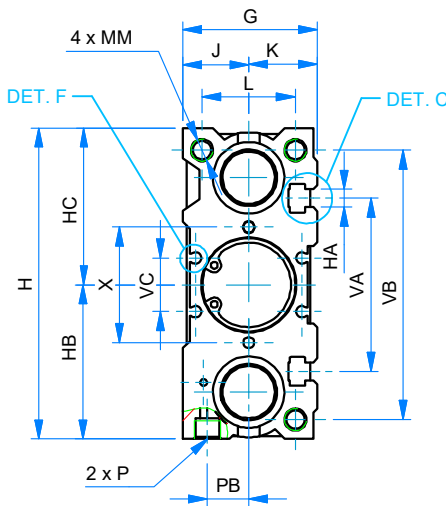
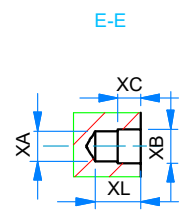
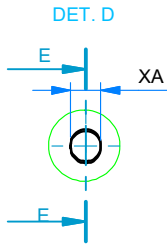
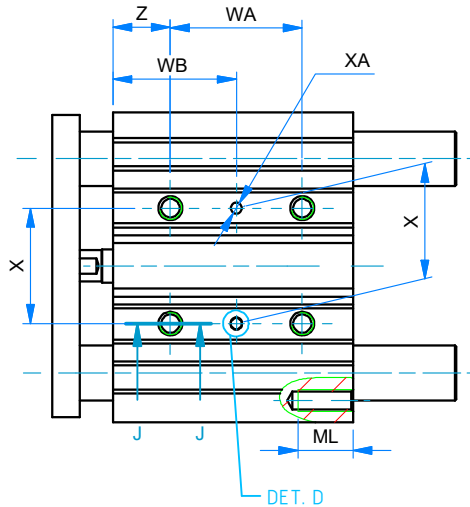
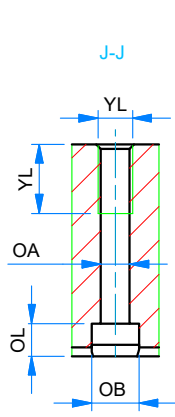
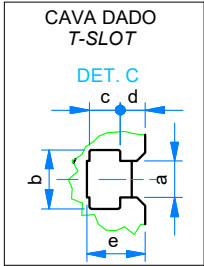
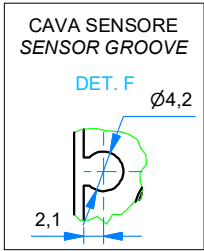
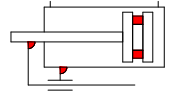
DIAGRAMMA TEORICO CARICO AMMISSIBILE
THEORETICAL ALLOWABLE LOAD

 SERIE
E

DIAGRAMMA TEORICO COPPIA AMMISSIBILE
THEORETICAL ALLOWABLE TORQUE


COMPATTO GUIDATO DOPPIO EFFETTO MAGNETICO

DOUBLE ACTING GUIDED COMPACT



| \emptyset | CORSE STANDARD - STANDARD STROKES |
|-------------|--|
| 016 | 10 - 20 - 30 - 40 - 50 - 75 - 100 |
| 020 | 20 - 30 - 40 - 50 - 75 - 100 - 125 - 150 - 175 - 200 |
| 025 | 20 - 30 - 40 - 50 - 75 - 100 - 125 - 150 - 175 - 200 |
| 032 | 25 - 50 - 75 - 100 - 125 - 150 - 175 - 200 |
| 040 | 25 - 50 - 75 - 100 - 125 - 150 - 175 - 200 |
| 050 | 25 - 50 - 75 - 100 - 125 - 150 - 175 - 200 |
| 063 | 25 - 50 - 75 - 100 - 125 - 150 - 175 - 200 |

!!!: Le corse intermedie vengono realizzate con il corpo della corsa standard superiore e con distanziale interno per limitarne la corsa a quella richiesta.
 Intermediate strokes are made with the profile of the standard superior stroke and with an internal spacer which limits the stroke to the required one.

DIMENSIONI - DIMENSIONS

| | 16 | 20 | 25 | 32 | 40 | 50 | 63 |
|----------------------------------|-----------|-----------|-----------|-----------|-----------|-----------|-----------|
| A+ (corsa-stroke 0÷50) | 42 | 53 | 53,5 | 97 | 91 | 106,5 | 106,5 |
| A+ (corsa-stroke 75÷200) | 64,5 | 84,5 | 85 | 102 | 102 | 118 | 118 |
| B+ | 46 | 53 | 53,5 | 59,5 | 66 | 72 | 77 |
| C+ | 33 | 37 | 37,5 | 37,5 | 44 | 44 | 49 |
| DA | 8 | 10 | 10 | 12 | 12 | 16 | 16 |
| DB | 10 | 12 | 16 | 20 | 20 | 25 | 25 |
| E (corsa-stroke 0÷50) | 0 | 0 | 0 | 37,5 | 31 | 34,5 | 29,5 |
| E (corsa-stroke 75÷200) | 18,5 | 31,5 | 31,5 | 42,5 | 36 | 46 | 41 |
| FA | 8 | 10 | 10 | 10 | 10 | 15 | 15 |
| FB | 5 | 6 | 6 | 12 | 12 | 13 | 13 |
| G | 30,5 | 36,8 | 42,8 | 49 | 55 | 65 | 79 |
| GA | 11 | 11,5 | 11,5 | 12 | 15 | 15 | 15,5 |
| GB | 8 | 9 | 10 | 9 | 12 | 12 | 13,5 |
| H | 64 | 84 | 94 | 113 | 121 | 149 | 163 |
| HA | M4 | M5 | M5 | M6 | M6 | M8 | M10 |
| HB | 32,5 | 41,5 | 46,5 | 56 | 60 | 74 | 81 |
| HC | 32 | 42,5 | 47,5 | 57 | 61 | 75 | 82 |
| J | 15 | 18 | 21 | 24 | 27 | 32 | 39 |
| K | 15,5 | 18,8 | 21,8 | 25 | 28 | 33 | 40 |
| L | 22 | 24 | 30 | 34 | 40 | 46 | 58 |
| MM | M5 | M5 | M6 | M8 | M8 | M10 | M10 |
| ML | 12 | 13 | 15 | 20 | 20 | 22 | 22 |
| NN | M5 | M5 | M6 | M8 | M8 | M10 | M10 |
| OA | 4,2 | 5,2 | 5,2 | 6,7 | 6,7 | 8,6 | 8,6 |
| OB | 8 | 9,5 | 9,5 | 11 | 11 | 14 | 14 |
| OL | 4,5 | 5,5 | 5,5 | 7,5 | 7,5 | 9 | 9 |
| P | M5 | G1/8 | G1/8 | G1/8 | G1/8 | G1/4 | G1/4 |
| PA+ | 15 | 13,5 | 12,5 | 6,5 | 13 | 9 | 13 |
| PB | 10 | 10,5 | 13,5 | 16 | 18 | 21,5 | 28 |
| PW | 19 | 25 | 30 | 35,5 | 39,5 | 47 | 58 |
| Q | 16 | 18 | 26 | 30 | 30 | 40 | 50 |
| R | 54 | 70 | 78 | 96 | 104 | 130 | 130 |
| S | 25 | 30 | 40 | 45 | 45 | 60 | 70 |
| T | 62 | 81 | 91 | 110 | 118 | 146 | 158 |
| U | 46 | 54 | 64 | 78 | 86 | 110 | 124 |
| VA | 56 | 72 | 82 | 98 | 106 | 130 | 142 |
| VB | 38 | 44 | 50 | 63 | 72 | 92 | 110 |
| VC | 10,5 | 12,5 | 15 | 19,5 | 25 | 33 | 34 |
| WA (corsa-stroke 0÷30) | 24 | 24 | 24 | 24 | 24 | 24 | 28 |
| WA (corsa-stroke 40÷100) | 44 | 44 | 44 | 48 | 48 | 48 | 52 |
| WA (corsa-stroke 125÷200) | 110 | 120 | 120 | 124 | 124 | 124 | 128 |
| WB (corsa-stroke 0÷30) | 17 | 29 | 29 | 33 | 34 | 36 | 38 |
| WB (corsa-stroke 40÷100) | 27 | 39 | 39 | 45 | 46 | 48 | 50 |
| WB (corsa-stroke 125÷200) | 60 | 77 | 77 | 83 | 84 | 86 | 88 |
| X ± 0,02 | 24 | 28 | 34 | 42 | 50 | 66 | 80 |
| XA H9 | 3 | 3 | 4 | 4 | 4 | 5 | 5 |
| XB | 3,5 | 3,5 | 4,5 | 4,5 | 4,5 | 6 | 6 |
| YY | M5 | M6 | M6 | M8 | M8 | M10 | M10 |
| YL | 10 | 12 | 12 | 16 | 16 | 20 | 20 |
| Z | 5 | 17 | 17 | 21 | 22 | 24 | 24 |
| a | 4,4 | 5,4 | 5,4 | 6,5 | 6,5 | 8,5 | 11 |
| b | 7,4 | 8,4 | 8,4 | 10,5 | 10,5 | 13,5 | 17,8 |
| c | 3,7 | 4,5 | 4,5 | 5,5 | 5,5 | 7,5 | 10 |
| d | 3,5 | 3,6 | 3,8 | 4,5 | 5 | 5,5 | 8 |
| e | 6,7 | 8,6 | 9 | 10,5 | 10,5 | 14,5 | 19,5 |
| f | 2 | 2,2 | 2,2 | 2,2 | 2,2 | 2,2 | 2,2 |
| g | 4,2 | 4,2 | 4,2 | 4,2 | 4,2 | 4,2 | 4,2 |

SERIE

E